

# Release 2018.1

We are happy to announce the release of IDEA SBA 2018.1

This document will give you an overview regarding the changes and new functionality provided within this release. As always, you can find the current SBA version online at our demo portal:

[IDEA SBA Demo](#)

As a password, please use "12345678".

# SBA 2018.1

With SBA 2018.1 we added a set of comfort functions related to a wide range of modules in SBA. Additional to smaller improvements we also tried to increase the response time of SBA in general.

Following you will find a list of improvements and changes included in this release.



## Drill attendees

In the previous version of SBA, we tracked all people who attended a drill - with 2018.1 SBA uses the active crew list to also indicate who should have attend (of course filtered by the required position of the vessel).

Drill History Details

Details

Attendees

Content

Documents

Drill History Attendees

Name	Position	Attendance
Fleet Supervisor	Admin	<input type="checkbox"/>
Jack Sparrow	Captain	<input checked="" type="checkbox"/>
Fleet Admin	Admin	<input type="checkbox"/>

Close


Figure 1 Drill history with attendees and missing people

As shown before, the history view and the related report indicates who attended and who missed the drill. Of course, you can still track the drill history for each crew member inside the crew profile.

**Location** Tug XYZ  
**Drill** DrillCAT01 - SD01  
 Drill History n. 1/1

DRILL HISTORY DETAIL			
Drill Title:	SD01	Drill Category:	DrillCAT01
Instructor:	Jack Sparrow	Execution Date:	09-01-2018
Notes:			
DRILL ATTENDEES			
Crew Name	Crew Position	Attendance	
FleetAdmin	Admin	<input type="checkbox"/>	
Fleet Supervisor	Admin	<input type="checkbox"/>	
Jack Sparrow	Captain	<input checked="" type="checkbox"/>	
DRILL CONTENTS			
Label	Value		
Content 1	On		

09-01-2018  
Date

  
Signature

2/2

Figure 2 Report with attendees and missing people



## Stock report extended

The stock change report, “Stock history update”, will now also show the source location of a change including an average price of the related movement. Price information is collected inside the purchase system as soon as an item is ordered. The price history is also updated on a manual change of supplier prices inside an item.

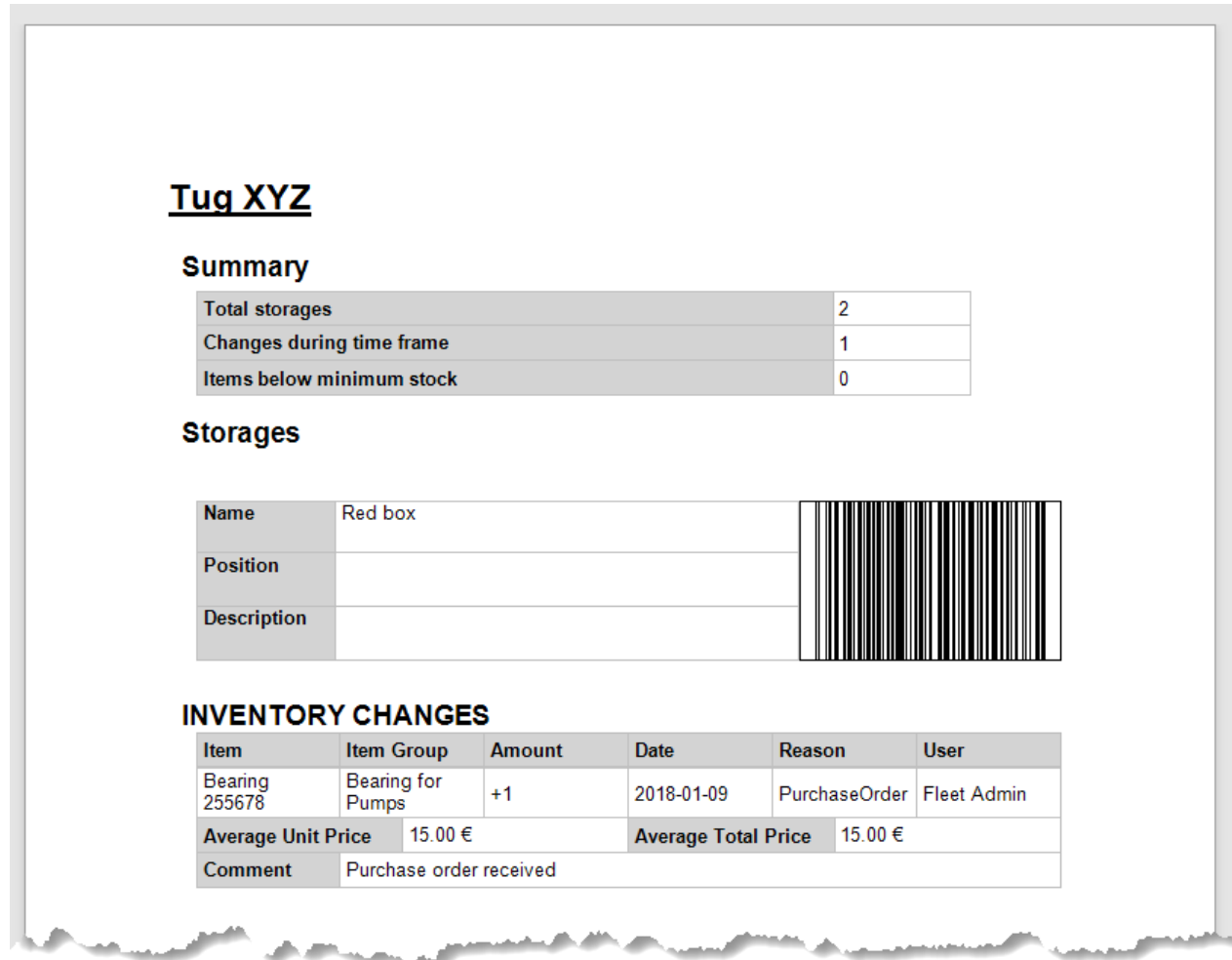


Figure 3 Stock update report including price information



## New login mode

You can now choose what kind of login method SBA should offer for your fleet:

- Classic dropdown
- User name and password

The dropdown login mode allows you to quickly select a user, if your user base is smaller and you only need to type in your password.

If your user base grows, the user name and password mode is easier to use. Your user name is either your mail address in SBA (recommended) or the full name of the user including spaces like “John Doe”.

### Login

username

password

☐ Remember me?

Log in

### Login

Admin - Fleet Admin ▼

password

☐ Remember me?

Log in

User Management
Location
Permissions
System Settings
Translations

---

General

Color and Warning

Lists

Purchase State

Default Language

English ▼

Default Location

Warehouse ▼

System Time Zone

(UTC) Coordinated Universal Time ▼

System Date Format

DD-MM-YYYY ▼

System Hour Format

hh:mm AM/PM ▼

System Default Currency

EUR - Euro ▼

Login Mode

User name ▼

Save



## Storage barcodes

SBA 2018.1 adds a new report that allows you to print barcodes for your storage areas. As for all of our barcode reports, the content of the report follows the filter on the overview page as shown below.

With one of the next versions for SBA Mobile we will introduce a Warehouse module that will be able to use these barcodes.

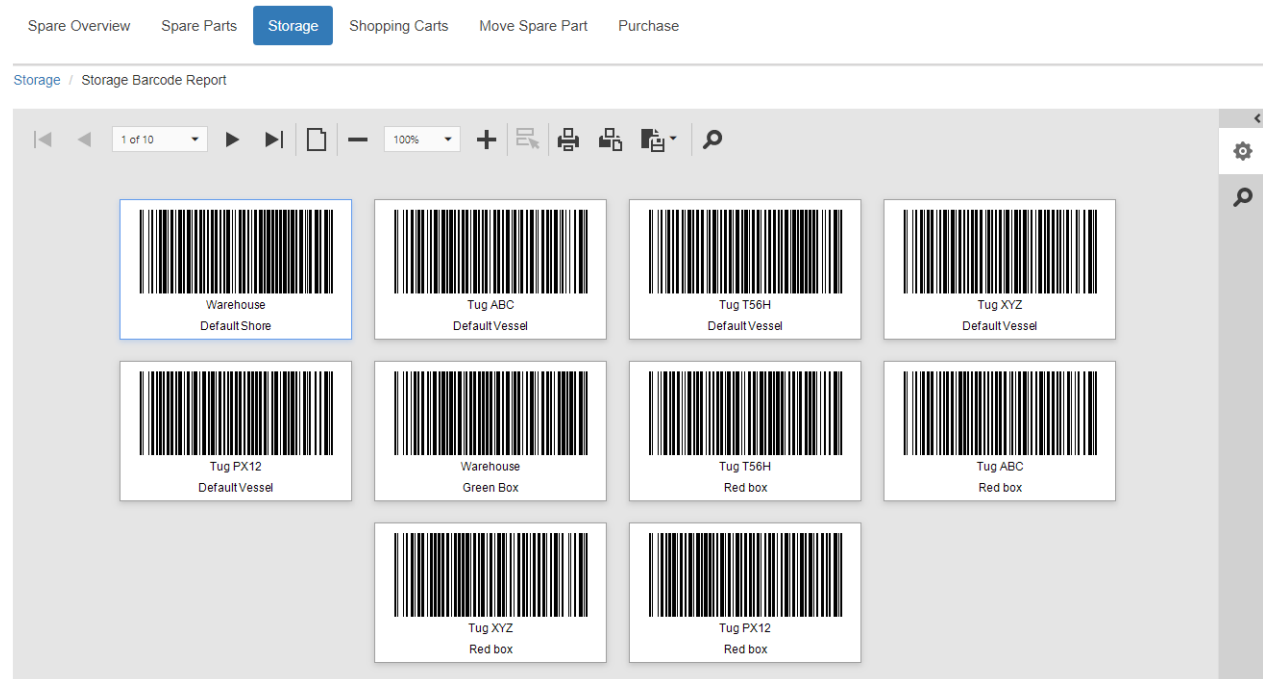


Figure 4 Storage barcodes



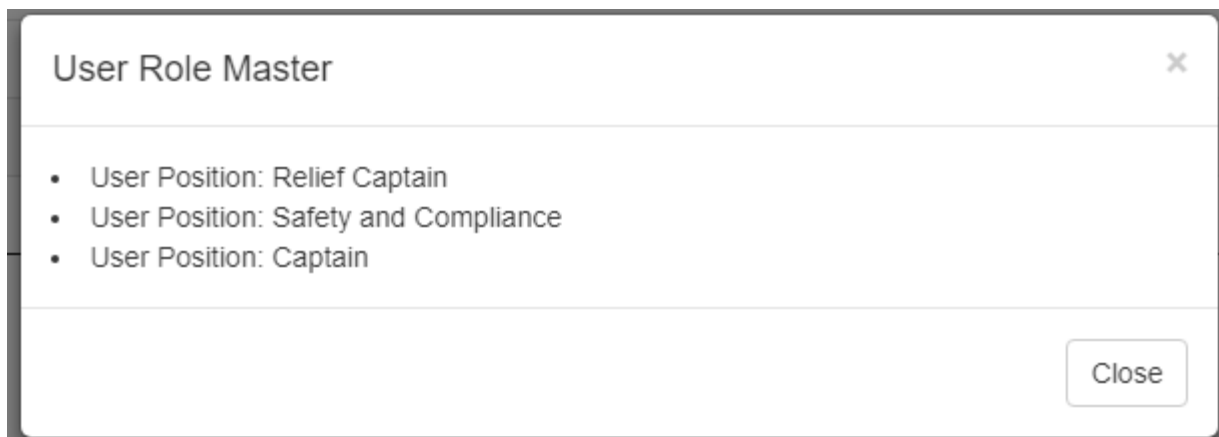
## Roles and positions

To help administrators to quickly get an overview about who is affected by a permission change, the permission manager now offers a list of positions related to the roles in SBA.

User Management	Location	Permissions	Log View	System Settings	Translations	License	Budget	Dropdowns	Accounting Code	Address book
Component	Spare Part	Location	System	Storage	Crew and Guest	Maintenance	Purchase	Drill		
	Master	Inventory Purchase	Administrator	Deck	Engineer Vessel	Read Only	Engineer Shore			
Barcode Component	On	On	On	On	On	On	On			
Create Component	On	Off	On	On	On	Off	On			
Modify Component	On	Off	On	On	On	Off	On			
Move Component	On	Off	On	On	On	Off	On			

Showing 1 to 4 of 4 entries

Figure 5 New user buttons to get user positions



We also disabled the paging on the permission page. As some categories got more permission rules, it was needed in the previous version to change the page.



## Quick task details

During the perform wizard, SBA now shows a little icon on the top right of the screen. It can be used to review the task instruction and attached documents.

The icon is available on all steps of the wizard.

### Perform Maintenance Task

1. Perform a maintenance task

2. Time Tracking


3. Used Spare Part

4. Documents

5. Signature

**Perform Task Wizard**

Set new Task state, Comment and date of execution.



Comment

Execution Time \*

09-01-2018

Info Task : 10 Hour Service

Detail Document

**General**

**Component** Emergency Bilge/Fire

**Description**

- Check oil level
- Clean air cleaner using soap and water to wash element.
- 

Please refer to page 84 of the manufacturer's manual for further

Close

Figure 6 Maintenance task detail popup



## Other improvements

- Improve the “select spare part”-dialog inside the maintenance task wizard and the maintenance detail page
- Track history for spare part price changes
- Add the deliverable flag inside the "Quotes" tab for work orders
- Add a new dropdown option in the "Timeframe" filter for all reports
- Add a new filter option inside the pop-up which allows a user to add spare parts to the component
- Check API for snag list entries, possibility to reduce traffic
- Add a new field called "Spares Cost" inside the "Shipment" tab in the work order purchase detail page
- Import address data with the use of an excel sheet
- Improve response time for the "Fleet Overview" tab in the Home page
- Add an alert related to the budget approval in the last step of the purchase order request wizard

- Improve spare creation on task detail page
- Change the type for the "Spare Group" field from a normal dropdown to an extended control with search
- Add filter for barcode inside all spare part dialogues
- Improve filter section inside the spare part overview page
- Modify content inside the "Defect list report" and add a new filter option (display all tasks, done tasks, pending tasks)
- Order rows in all places in which we display a history by timestamp (descending)
- Add filters for both raise event wizard steps
- Improve filter section inside the maintenance task overview page
- Use the same code for the "Documents & Certificates" tab also in the maintenance detail page
- Improve response time for the "Component Overview" page
- Improve the first step of the book work order wizard
- Remove paging on the "Permission" page
- Allow users to put any string for the crew physical information data
- Change view of the pop-up which allows a user to choose location for a new hour counter
- Remove accounting codes for a location
- Additional translation
- Disable button which allows the user to remove purchase when the "Delete Purchase" permission is disabled
- Hide the "Select Location" button from drill detail page when the "Edit Drill" permission is disabled
- Change view of the button inside the "Component Selected" tab at the hour counter detail page
- Hide the "Purchase" tab from the permission page when the purchase module is deactivated in database
- Change the text for the question displayed when you create a new budget
- Display more than one row for a request which contains more than one spare part
- Display a new pop-up which allows you to set parameters for supplier in case the selected address has never been used before for work orders
- Improve GL Accounting Code: add field for a name
- Create permissions for the GL Accounting Code



## Quick changes

- Fixed: Missing information related to level budgets inside the last step of order wizard
- Fixed: Issue on the third step of a new component wizard that blocks the creation process
- Fixed: Wrong display of requests in the "Request" tab the spare part detail page
- Fixed: Purchase Order Wizard: delivery costs are wrong in case of more spare parts from same supplier
- Block the usage of PDF files for the layout drawing
- Users are not allowed to add spare parts to components which are in the "End of Life" status
- Users are not allowed to modify spare parts included in a component when the "Modify Component" permission is disabled
- Users are not allowed to modify suppliers when the "Modify Work Order" and/or "Modify Spare Part" permission is disabled
- Fixed: A spare part marked as not deliverable by one supplier is treated by the system as not deliverable for all suppliers
- Fixed: Wrong message displayed before you raise an event
- Fixed: Cannot add a complete new spare part to the existing maintenance task
- Fixed: An error occurring when you try to open the detail page for already deleted maintenance tasks
- Fixed: the possibility to open the URL to create a new user when the "Create user" permission is disabled
- Fixed: Users are able to open the translation page using an URL when the "Modify Translation" permission is disabled
- Proper button is now hidden from the maintenance overview page when you have disabled the permission called "Delete Maintenance Task" and/or "Complete Task".
- Fixed: Problem with displaying information about component in the calendar when the "Manufacturer" column includes NULL values
- Always show the first name + last name as a complete user name inside the history views
- Dropdown tab called "Purchase Category" hidden in the single vessel mode
- Tab called "Purchase" in the "Permissions" page hidden in the single vessel mode
- Remove elements related to purchase and budget from the calendar legend in single vessel mode
- "plus" button from the "Component Hour Counter" tab is hidden when "Modify Hour Counter" permission is disabled

- Fixed: "Accounting Code" page always displays all accounting codes created in the system (missing permission check)
- Fixed: Creating more than one new supplier when a user chooses the same address for more than one work order
- Fixed: Problem with the view of the last step in the request spare part wizard when you choose a location which does not contain a default storage
- Fixed: Problem with modifying a drill category from level of the "Dropdowns" page
- Fixed: Cannot create a new budget in some cases
- Fixed: Cannot create a new spare part request in some cases
- Fixed: New suppliers selected for a spare part in the "Quote Request" wizard are not grouped in one row
- Fixed: Content of the available addresses inside the "Quote Request" wizard can be wrong for spare part purchases
- Fixed: Problem with finishing the "Quote Request" wizard when you choose the same supplier from the list but for different work orders
- Fixed: Clear value inside the "Supplier Note" column when you change the deliverable flag
- Fixed: Hidden delete button if "Modify Storage" permission is disabled
- Proper button from the pages related to spare part is hidden when you have disabled permission called "Add to Cart"